


BAIN-MARIE CUPBOARD TROLLEYS - SEPARATE WELLS LOWER COMPARTMENTS WITH PRESSED RUNNERS

- AISI 304 stainless steel sheet construction, brushed finish
- Polyurethane foam insulation panels
- Heat-proof pushing handles
- Separate Bain-Marie wells in pressed steel sheet with no sharp edges for up to 20 cm deep GN pans (not included)
- Separate Bain-Marie drain taps
- Separate heated or neutral lower compartments with no-sharp edges (compliant with H1 hygiene system), with independent thermostats, insulated 270° opening side doors, with magnet (to keep the doors open). N. 6 pairs of "pressed" runners suitable for containers 1/1 GN (or submultiples) spaced 5.5 cm

- Mains supply: 230V, 50/60 Hz, single-phase
- Bain-marie heating with heating element outside the well
- Dry heating: details and quotes upon request
- IPX5 digital control panel supplied as standard with independent thermostatic control - one thermostat for each heated well/compartment .
- 3-mt long coiled power cable, SCHUKO plug
- All round grey non marking rubber bumpers
- 2 Fixed and 2 braked swivel castors with heavy-duty brackets, ø 16 cm; grey non marking rubber tread on centre with roller bearing hub




Optional + accessories: see pp. 130-131

Optional Gastronorms: see pp. 132-133



Note: IPX5 digital control panel is supplied as standard in the Bain-Marie trolleys with pressed runners ("GS" range)

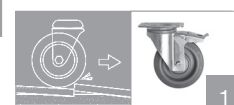


Art. 7375A3-GS-E-C3







☰ = neutral ☀ = hot

| Article | GN | Lower compartments | Power | Max dim. cm |
|-----------|-------|--------------------|-------|-------------|
| 7370A0-GS | 2x1/1 | ☰ ☰ | 1200W | 95x72x96 h |
| 7370A1-GS | | ☰ ☀ | 1600W | |
| 7370A2-GS | | ☀ ☀ | 2000W | |
| 7375A0-GS | 3x1/1 | ☰ ☰ ☰ | 1800W | 134x72x96 h |
| 7375A1-GS | | ☰ ☰ ☀ | 2200W | |
| 7375A2-GS | | ☰ ☀ ☀ | 2600W | |
| 7375A3-GS | | ☀ ☀ ☀ | 3000W | |


| Optional | Description | Suitable for |
|----------|---|--------------|
| E | 1 Set of 4 resilient wheels, 2 with brake for uneven floors / outdoor use | All articles |




OPTIONAL LIDS, SNEEZE GUARDS AND SHELVES

| | | LID | Suitable for | | | |
|----|--|------|----------------------|----------|---|---|
| C2 | | | opening to 180° | 2x1/1 GN |  |  |
| C3 | | | | 3x1/1 GN | | |
| L2 | | Lids | opening to 2/3 + 1/3 | 2x1/1 GN |  |  |
| L3 | | | | 3x1/1 GN | | |
| S2 | | | sliding | 2x1/1 GN |  |  |
| S3 | | | | 3x1/1 GN | | |

SNEEZE GUARD

| Optional |  | Description | Typology | Suitable for |
|----------|---|-----------------------|-----------------------|--------------|
| PAR2L | 2 | Glass sneeze guard | Standard | 2x1/1 GN |
| PAR2H | 3 | | "Kid-service" opening | |
| PAR3L | 2 | | Standard | 3x1/1 GN |
| PAR3H | 3 | | "Kid-service" opening | |



TRAY SLIDE SHELF

| Optional | Description | Suitable for |
|----------|-----------------------------|--------------|
| ME2 | Tray slide shelf, long side | 2x1/1 GN |
| ME3 | | 3x1/1 GN |

