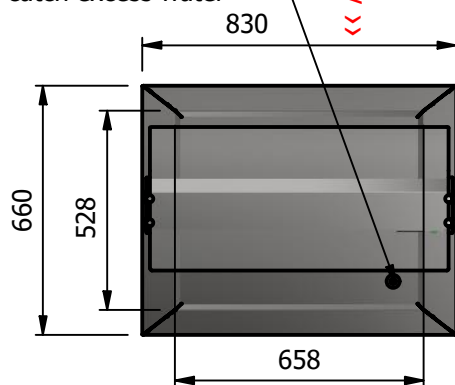


Drain with valve below.
Connect into the main drain,
or placed a vessel under
to catch excess water

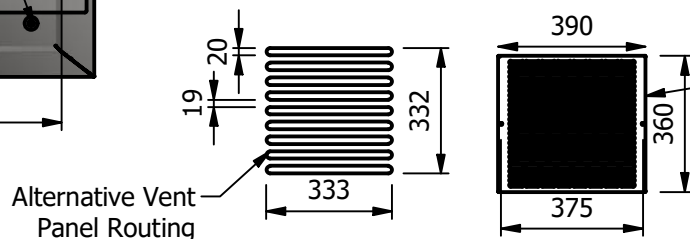
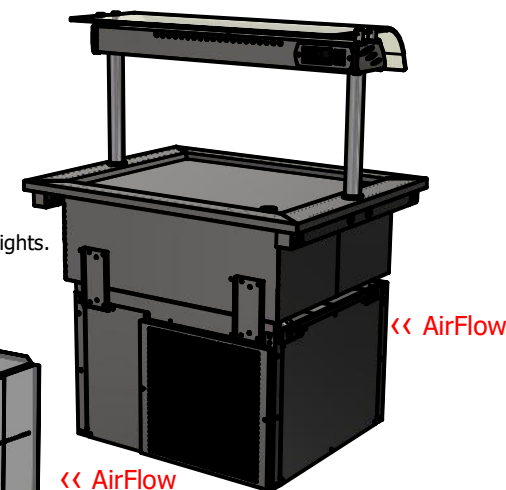


Important Design Parameters

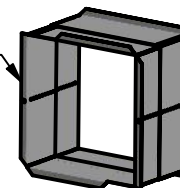
Allowances must be made for air venting.
The under slung compressor must have an unrestricted air flow.
Proper venting must be provided ensuring cool air from the room can be drawn in through the condensing coil and out the other side.
The 'Plenum Duct' supplied should be fitted between the unit & the shop-fitted counter panels.

Warning

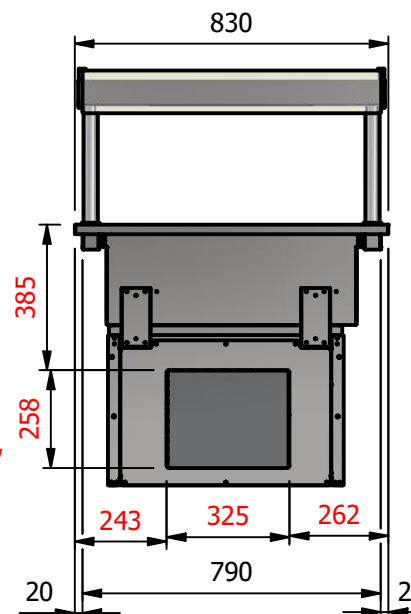
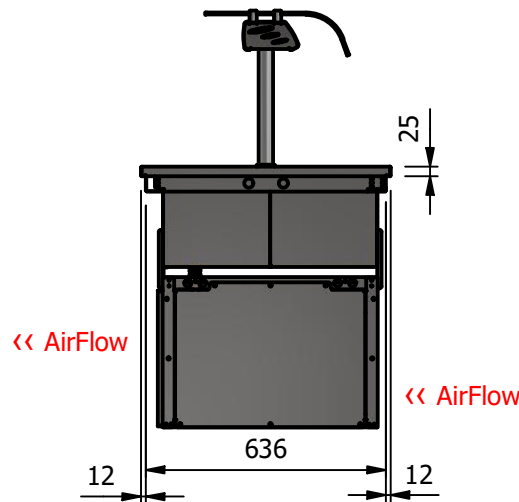
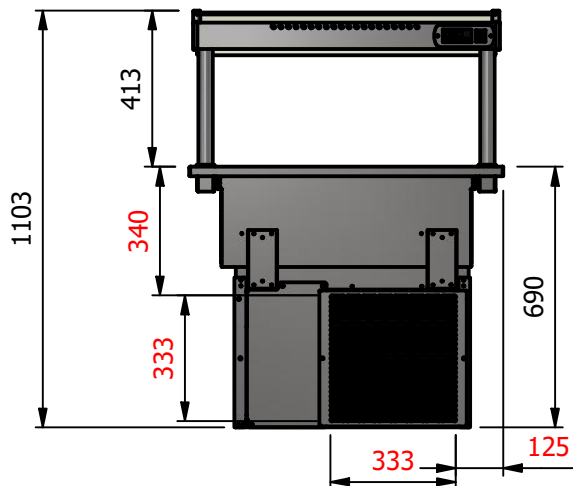
Do not install unit in draughty conditions where the air movement is greater than 0.2mtr/sec.
e.g. near entrance/exit doors, open windows, under air conditioning units or a ceiling mounted fan
Do not install units where there is high radiated heat, e.g. direct sunlight, room heaters, or bright spot lights.
Ambient room conditions must not exceed 25°C or a relative humidity of 60%.
Blocked vents will cause reduced refrigeration efficiency and lead to malfunction



Plenum Duct



Standard Vent
Grilles 333mm x 333mm



Specification

- Dimensions**
- Width - 830mm
- Depth - 660mm
- Height - 1103mm
- Weight - 60kg
- Recessed chilled area - 658mm x 528mm
- Power Rating**
- 1.0 kw
- complete with a 2m long cord set & plug
- Materials**
- 0.7mm 430 Grade St/Steel Gantry Hood
- 1.2mm 304 Grade St/ Steel Top & Supports
- 1.2mm 430 Grade St Steel Ancillary Parts
- 1.2mm Galvanised Steel Inner Supports
- 6mm Tempered Glass
- LED Illumination
- Installation**
- Counter Top Flush Fit Cut Out Dimensions
836mm x 666mm x 25mm
- Counter Support Cut Out Dimensions
812mm x 642mm

ALL SHEET METAL DIMENSIONS ARE I/S (INSIDE SIZES) (UNLESS OTHERWISE STATED)

ALL DIMENSIONS IN (mm), TOLERANCE = LINEAR ± 0.5mm, ANGULAR ± 0.5mm (OR AS STATED). ALL SHARP EDGES TO BE REMOVED FROM SHEET METAL PARTS

Product	DROP-IN RANGE			Product No				
Description	D2FT							
Material/Finish	Thickness		Desp/Date		<small>No reproduction or publication of this drawing may be made, and no article may be manufactured or assembled in accordance with this drawing without prior written consent. This prohibition is a term of any contract relating to this drawing. Rights reserved under the Copyright Act 1956 as amended by the Design Copyright Act 1968.</small>			
Legacy P/N	Weight	60kg	Quote No.					
Client			SO Number	STANDARD	Dwg No.	DIP-101601-1	Issue	
Client Project			Approved By		Drawn By	N.Raymen		
Versigen Foodservice Equipment 1/182 Hartley Road Smeaton Grange NSW 2567 Tel: 1300 653 330 Email: sales@versigen.com.au					Date	26/08/2021		
					Scale	1 : 20	Sheet	1 / 2
								A4