

Important Design Parameters

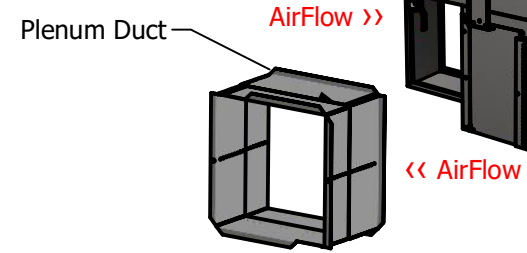
Allowances must be made for air venting.
 The under slung compressor must have an unrestricted air flow.
 Proper venting must be provided ensuring cool air from the room can be drawn in through the condensing coil and out the other side.
 The 'Plenum Duct' supplied should be fitted between the unit & the shop-fitted counter panels.

Warning

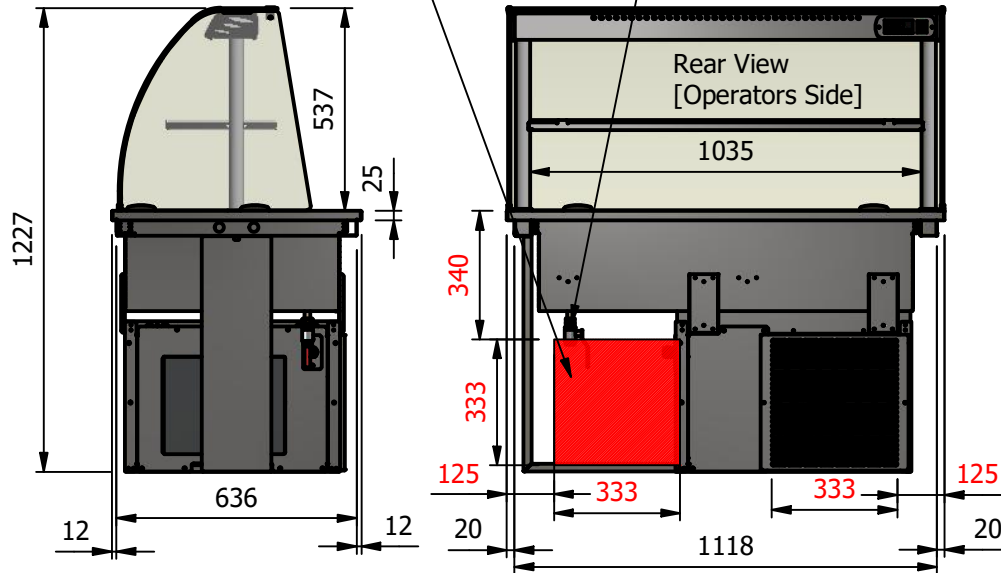
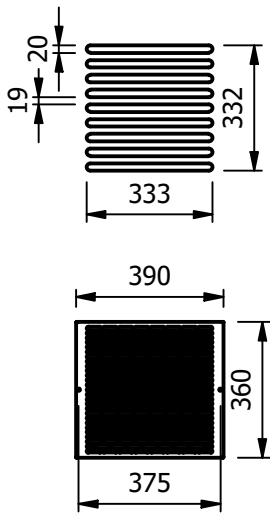
Do not install unit in draughty conditions where the air movement is greater than 0.2mtr/sec.
 e.g.near entrance/exit doors, open windows, under air conditioning units or a ceiling mounted fan
 Do not install units where there is high radiated heat, e.g. direct sunlight, room heaters, or bright spot lights.
 Ambient room conditions must not exceed 25°C or a relative humidity of 60%.
 Blocked vents will cause reduced refrigeration efficiency and lead to malfunction

Drain with valve below.
 Connect into the main drain,
 or placed a vessel under
 to catch excess water

Important
 Position of air intake vent
 This area must be clear for air flow



Alternative Vent Panel Routing



Specification

- Dimensions**
 Width - 1158mm
 Depth - 660mm
 Height - 1227mm
 Weight - 75kg
 Recess chilled area - 986mm x 528mm
- Power Rating**
 1.0 kw
 complete with a 2m long cord set & plug
- Materials**
 0.7mm 430 Grade St/Steel Gantry Hood
 1.2mm 304 Grade St/ Steel Top & Supports
 1.2mm 430 Grade St Steel Ancillary Parts
 1.2mm Galvanised Steel Inner Supports
 6mm Tempered Glass
 LED Illumination
- Installation**
 Counter Top Flush Fit Cut Out Dimensions
 1164mm x 666mm x 25mm
 Counter Support Cut Out Dimensions
 1140mm x 642mm

ALL SHEET METAL DIMENSIONS ARE I/S (INSIDE SIZES) (UNLESS OTHERWISE STATED)

ALL DIMENSIONS IN (mm), TOLERANCE = LINEAR ± 0.5mm, ANGULAR ± 0.5mm (OR AS STATED). ALL SHARP EDGES TO BE REMOVED FROM SHEET METAL PARTS

Product	DROP-IN RANGE			Product No		
Description	D3FTD					
Material/Finish	Thickness		Desp/Date		<small>No reproduction or publication of this drawing may be made, and no article may be manufactured or assembled in accordance with this drawing without prior written consent. This prohibition is a term of any contract relating to this drawing. Rights reserved under the Copyright Act 1956 as amended by the Design Copyright Act 1968.</small>	
Legacy P/N	Weight	75kg	Quote No.	Dwg No.		DIP-101803-1
Client			SO Number	STANDARD	Issue	
Client Project			Approved By		Drawn By	N.Raymen
Versigen Foodservice Equipment 1/182 Hartley Road Smeaton Grange NSW 2567 Tel: 1300 653 330 Email: sales@versigen.com.au				Date	26/08/2021	
				Scale	1 : 20	
				Sheet	1 / 2	
					A4	